


MERRICK



GRAVIMERIK®
Model 970
Weigh Belt Feeder

THE **GRAVIMERIK®** MODEL 970 WEIGH BELT FEEDER SIMPLICITY AND ACCURACY IN ONE DESIGN

- Backed by over 85 years of experience in the weigh feeding industry
- Designed for a variety of applications requiring the highest in accuracy and dependability
- Simplicity in design only the inventor of weigh feeding can offer
- Available in a variety of specifications and sizes

STAINLESS STEEL CONSTRUCTION


All steel components are constructed using 304 SS as standard. Eliminates painting and resists corrosion.

EASY ACCESS AND DISASSEMBLY

Cantilevered frame design allows the conveyor module or belt to be removed in minutes without the need for tools.

WASHDOWN MOTOR

Sealed, cantilever mounted drive motor is washdown and corrosion resistant.



ENCLOSED COG BELT DRIVE

No maintenance cog belt drive provides long life and reliable service.

HIGH QUALITY FINISH

All welds are continuous and ground flush. The surface finish is equal to 2B.

REMOVABLE FRONT AND BACK LEXAN® DOORS

Removable Lexan doors on the 970 allow easy access for maintenance.

THE HEART OF A SUPERIOR WEIGH BELT FEEDER IS A

NO MATERIAL BUILD-UP

Open and clutter-free interior to minimize water and contaminant build-up.

AUTOMATIC BELT TENSIONING

An automatic belt tensioning assembly insures belt tension remains constant even under changing loads or temperatures. The assembly remains clear of the belt removal path and can be locked in the up position for easy belt removal.



BELT SPEED SENSOR

The belt speed sensor is mounted on the non-driven pulley to enable it to detect belt slippage or breakage. The speed sensor is two channel to enable it to detect false travel and backwards running of the belt.

DURABLE AND ACCURATE CONVEYOR MODULE

PLATFORM WEIGH DECK

Weigh deck eliminates bearings and pivot points. Fewer moving parts increases accuracy and reliability.

NO BELT SLIPPAGE

The driven pulley surface is covered with rubber to prevent belt from slipping.

WET WASHDOWN CAPABILITY


All stainless steel construction, specially designed conveyor components, and water-tight electronics make the Model 970 easy to clean by simple water spray. All components are designed for fast dispersion of water and other cleaning agents.

HIGHLY ACCURATE LOAD CELL

A strain gauge load cell provides rugged construction, high resolution and accurate weighing at low cost.

SEALED BEARINGS

All bearings conform to USDA/FDA and are permanently sealed for long life and no maintenance.



UNIQUE FEATURES MAKE THE MODEL 970 THE LOWEST MAINTENANCE FEEDER ON THE MARKET TODAY



CANTILEVERED DESIGN FOR SIMPLE, QUICK BELT CHANGING AND MAINTENANCE

Cantilevered frame design allows the conveyor module to be extended or completely removed in minutes without tools.



NO MAINTENANCE COG BELT DRIVE

A no maintenance cog belt drive ensures reliable and accurate conveyor movement without need for lubrication or adjustment. Belt drive can be disassembled without tools.



AUTOMATIC BELT TENSIONER

A counterbalanced assembly on the non-driven pulley insures a constant belt tension at all times, even under changing loads or temperatures. The assembly can be locked in the up position for easy belt replacement.

SPECIFICATIONS

MATERIALS OF CONSTRUCTION

- 304 SS Metal Parts, 316 SS is Optional
- All Non-metallic Parts are USDA or FDA Approved

POWER REQUIREMENTS

- 115V \pm 10% Single Phase, 50/60 Hz

VARIABLE SPEED DRIVE

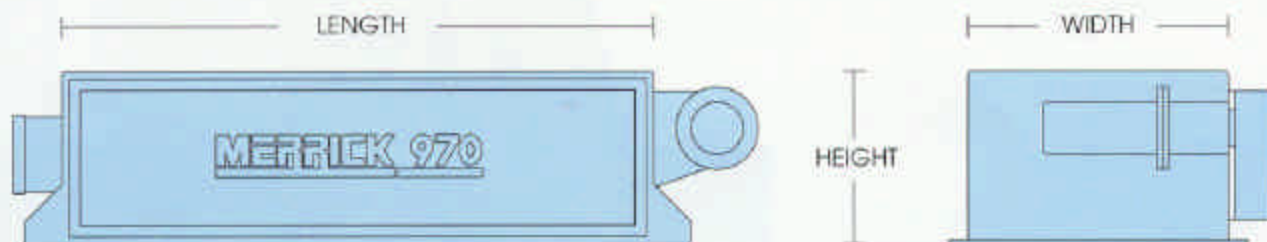
- 1/4 HP DC Motor with SCR Motor Speed Controller

ACCURACY

- UP TO $\pm 0.25\%$ of Set Rate at 2 Sigma

AMBIENT TEMPERATURE LIMITS

- 0° TO 77° C (32° to 170° F)



BELT WIDTH	MINIMUM FEEDRATE	MAXIMUM FEEDRATE	INFEEED TO DISCHARGE	HEIGHT	WIDTH	LENGTH
12 Inches 305 mm	3.0 P/H 1.36 Kg/H	90,000 P/H 40,823 Kg/H	28 Inches 711 mm	14.5 Inches 368 mm	21.5 Inches 546 mm	48.6 Inches 1232 mm
24 Inches 610 mm	3.00 P/H 1.36 Kg/H	90,000 P/H 40,823 Kg/H	33 Inches 838 mm	14.5 Inches 368 mm	33.5 Inches 851 mm	58.6 Inches 1486 mm

MERRICK
MERRICK INDUSTRIES, INC.
 TOLL FREE **1-888-MERRICK**

10 Arthur Drive
 Lynn Haven, FL 32444
 Phone: (850)265-3611
 Fax: (850)265-9768
 E-mail: info@merrick-inc.com
 Web Site: <http://www.merrick-inc.com>

Merrick de Mexico
 Parcel 78, BIS SEXTO PISO
 Deleg. Cuauhtemoc
 Col. Condesa
 06140 MEXICO, D.F.
 Phone: (525)286-3544
 FAX: (525)553-4053